

Emergency Prescription Assistance Program (EPAP) Natural Disasters Activation 2018

December 2019

The [Emergency Prescription Assistance Program \(EPAP\)](#) is funded by the Stafford Act and is designed to help disaster survivors to access prescription medicines. EPAP can also be activated by the Public Health Service Act under the authority of the National Disaster Medical System (NDMS). The program utilizes normal business operations (e.g., electronic prescription claims processing, utilization of the normal pharmaceutical supply chain for distribution and dispensing) to pay for prescription medications for eligible persons.

This fact sheet provides a summary of the EPAP data collected and analyzed for the following **natural disasters in 2018**:

- Hurricanes Irma and Maria, U.S. Virgin Islands (January-August 2018)
- Hurricane Michael, Florida (November-December 2018)
- Typhoon Mangkhut and Yutu, Mariana Islands (November 2018-January 2019)
- California Wildfire (December 2018-January 2019)

Note: EPAP can only be activated in a federally declared disaster area. The state or territory should work closely with their Regional Emergency Coordinator (REC) to request EPAP activation. EPAP is a cost sharing program and states pay approximately 25% of the activation cost and a portion of each paid claim. For more information about the EPAP program and how activation takes place, please visit the [EPAP webpage](#).

To request additional data beyond what is provided in this document, contact the HHS/ASPR [Technical Resources, Assistance Center, and Information Exchange \(TRACIE\)](#) at askasprtracie@hhs.gov or 1844-5-TRACIE (587-2243).




Additional EPAP Information

This [overview fact sheet](#) includes more information on EPAP. Interested in EPAP data associated with other weather events? Check out these factsheets:

- [Hurricane Gustav Data Fact Sheet](#)
- [Hurricane Ike Data Fact Sheet](#)
- [Hurricanes Irma and Maria, Puerto Rico Data Fact Sheet](#)
- [Hurricanes Irma and Maria, USVI Data Fact Sheet](#)
- [Louisiana Floods Data Fact Sheet](#)
- [Superstorm Sandy Data Fact Sheet](#)

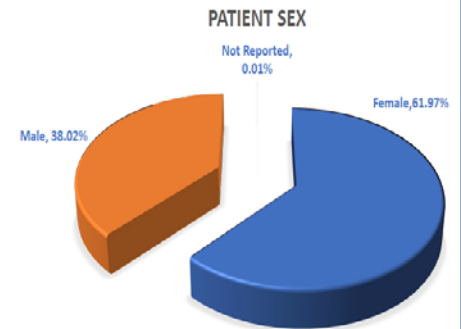
Demographic Snapshots

Vital Statistics: Age

- Average of Age at time of claim: 56 y/o 
- Min of Age at time of claim: less than one month 
- Max of Age at time of claim: 99 y/o 
- StdDev of Age at time of claim: 16.14 years

Vital Statistics: Sex Characteristics By Prescription

- Male: 14,609
- Female: 23,809
- Not reported: 2
- Total: 38,420



Prescription Snapshots

Number of Prescriptions by Natural Disaster

| | |
|-------------------|---------------------|
| US Virgin Islands | Mariana Islands |
| 35,287 | 2,012 |
| Florida Hurricane | California Wildfire |
| 1,095 | 26 |

Average Number of Prescriptions Per Patient

| | |
|---------------------|-----------------------|
| • US Virgin Islands | • Mariana Islands |
| 9.36 | 3.27 |
| • Florida Hurricane | • California Wildfire |
| 4.84 | 2.89 |

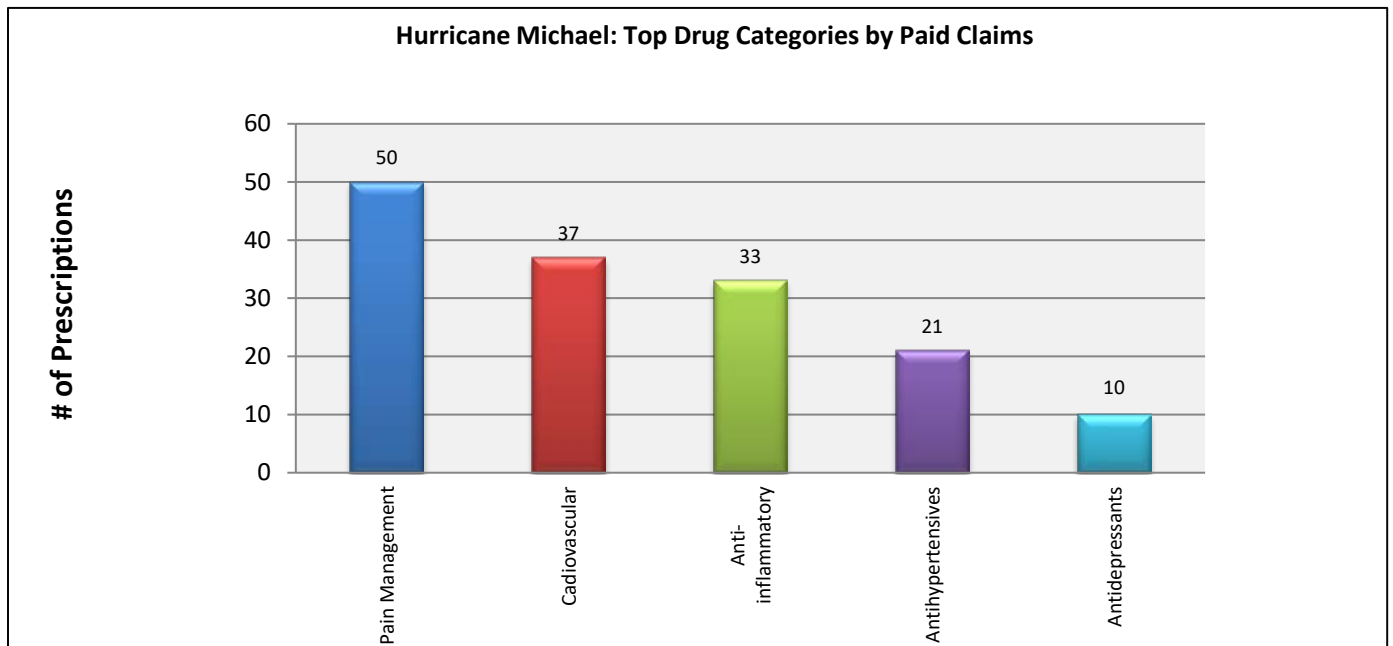
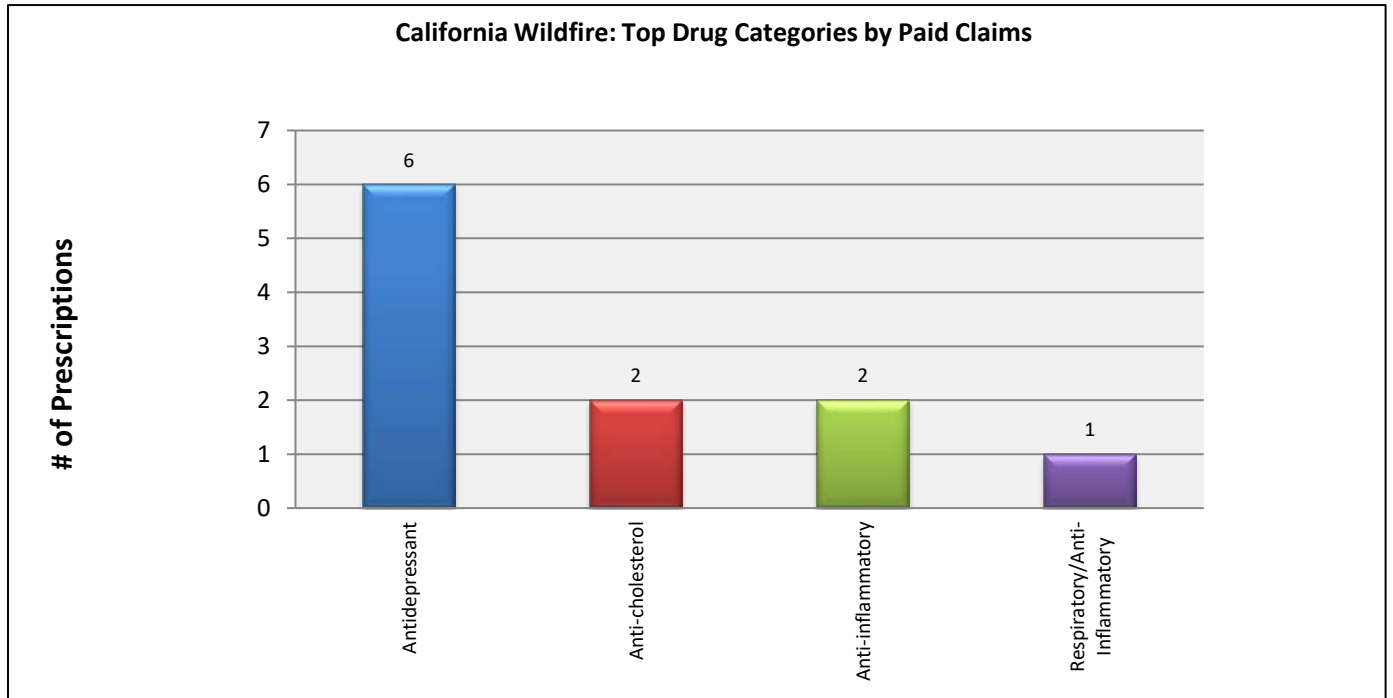


Average Spend Per Prescription

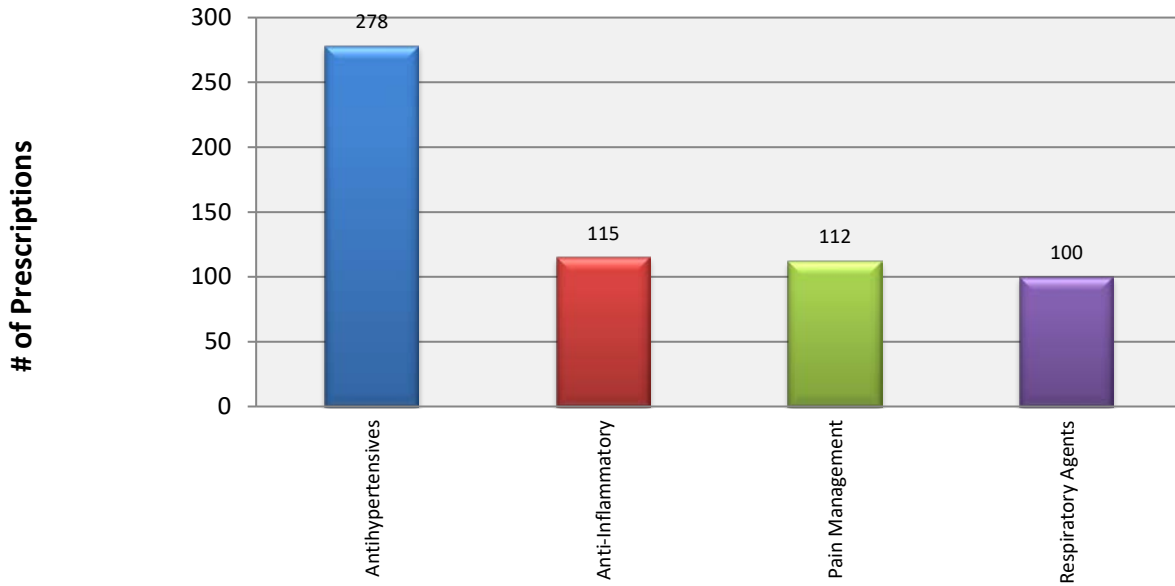
| | |
|-------------------|---------------------|
| US Virgin Islands | Mariana Islands |
| \$67.26 | \$28.40 |
| Florida Hurricane | California Wildfire |
| \$168.39 | \$71.40 |

Pharmacy Services Snapshot

The figure shows the top drug categories, measured by number of paid claims.



Mariana Islands Typhoon: Top Drug Categories by Paid Claims



US Virgin Islands Hurricanes: Top Drug Categories by Paid Claims

